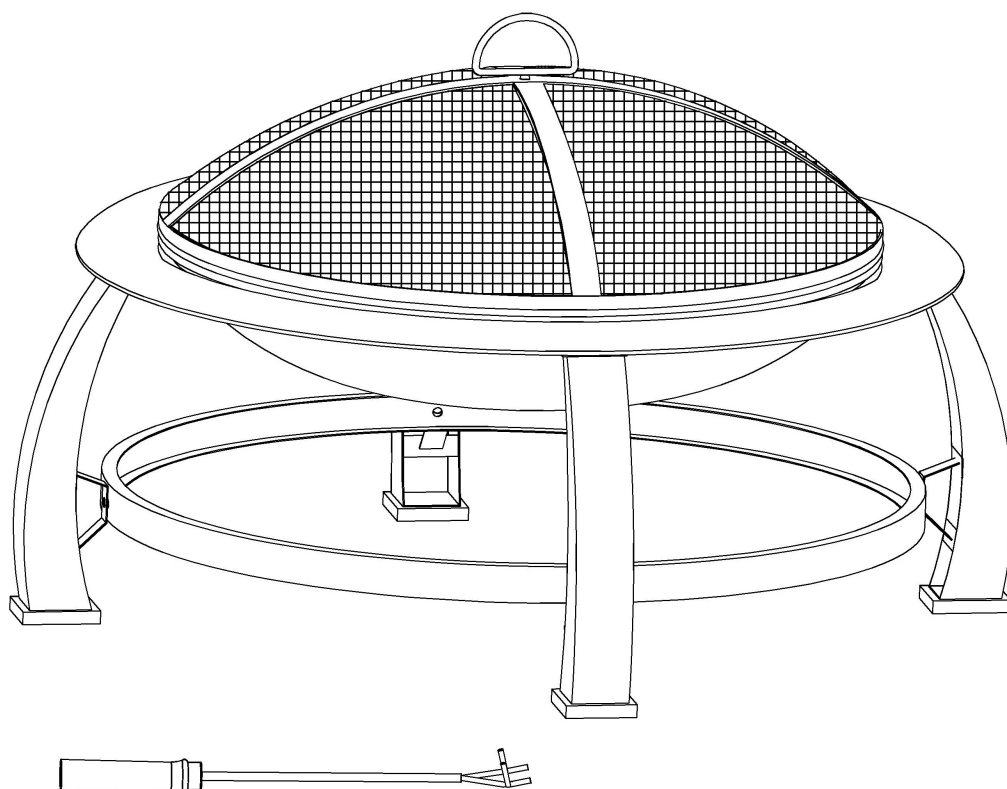




Wood Burning Firepit With Cooking Grill

MODEL # FT-235

AZPH-YAYI



ATTACH YOUR RECEIPT HERE

Serial Number _____ **Purchase Date** _____



Questions, problems, missing parts? For small parts please call 1-888-775-1330 for assistance, 8 a.m. - 4 p.m., MST, Monday - Friday. For damaged product, you may have to return to the retailer.

Assembly Instructions

Product Name: Fire pit (YFP-235)

⚠️ WARNINGS:

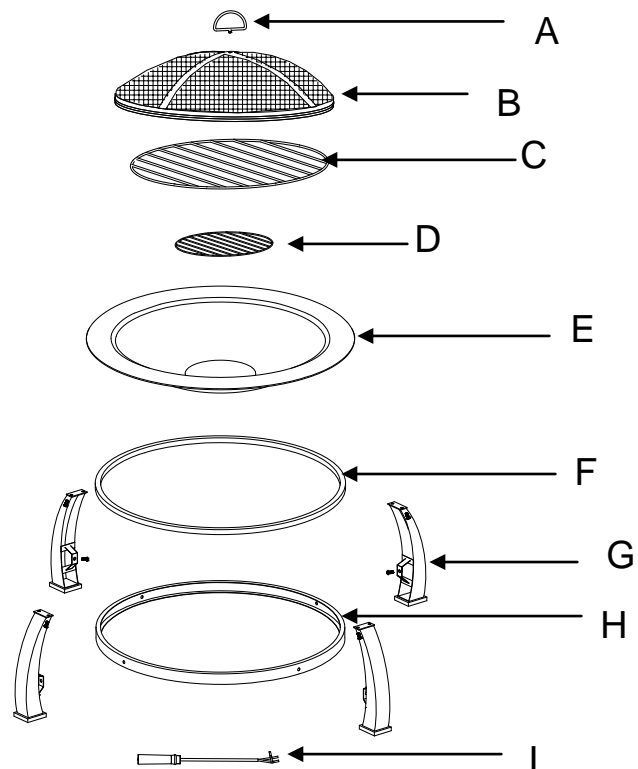
- This fire bowl is intended for outdoor use only.
- This fire bowl is intended for burning wood logs only. Do not burn coal, leaves, or other combustible materials in the bowl.
- Not for use by children. Keep children and pets away from this fire bowl.
- When in use, the handle on the mesh cover can reach extremely high temperatures that can cause serious injury to an unprotected hand. Protective gloves and long-handled tools are recommended for use with this fire bowl.
- Never leave the burning fire bowl unattended, and always extinguish the fire completely before leaving the fire bowl.
- Do not use on a wooden deck or combustible surface such as grass, leaves, mulch, etc.
- Do not use fire bowl on heat-sensitive or combustible structures.
- Check local fire regulations and municipal by-laws for information regarding the safe use of this product.
- Read all safety guidelines, warnings, instructions, and operating rules carefully before assembling and using this product.
- Some parts may contain sharp edges—as noted in the manual. Wear protective gloves if necessary during assembly and use.

PARTS LIST

No.	PARTS	Qty
A	Handle	1
B	Mesh Cover	1
C	Cooking Grill	1
D	Wood grate	1
E	Fire Bowl	1
F	Upper Ring	1
G	Legs	4
H	Lower Ring	1
I	Poker	1

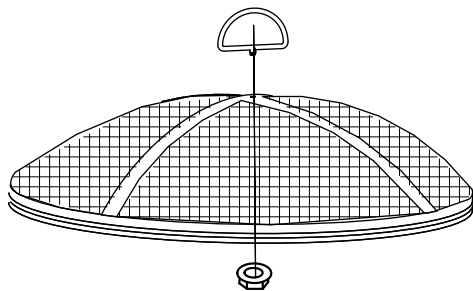
HARDWARE LIST

No.	Hardware	Qty
AA	M6*10mm Bolt	12
BB	M6 Nut	1

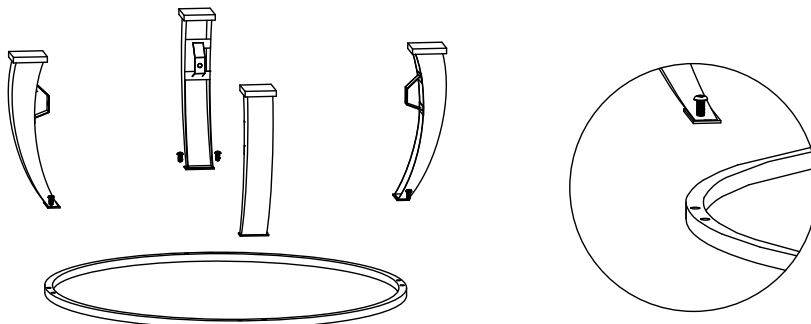


Note: You will need a screwdriver to complete the assembly.

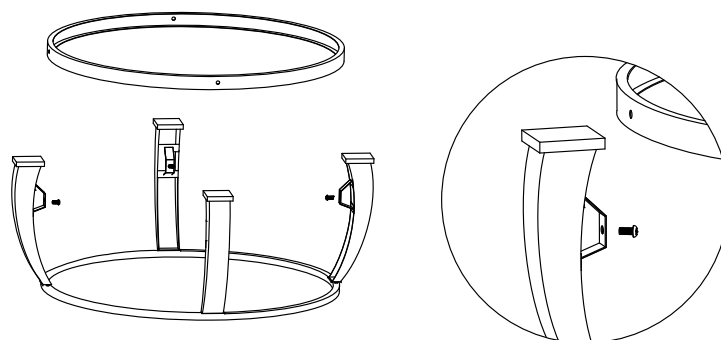
Step 1: Attach Handle (A) to Mesh Cover (B) using Nut (BB). Fully tighten the nut.



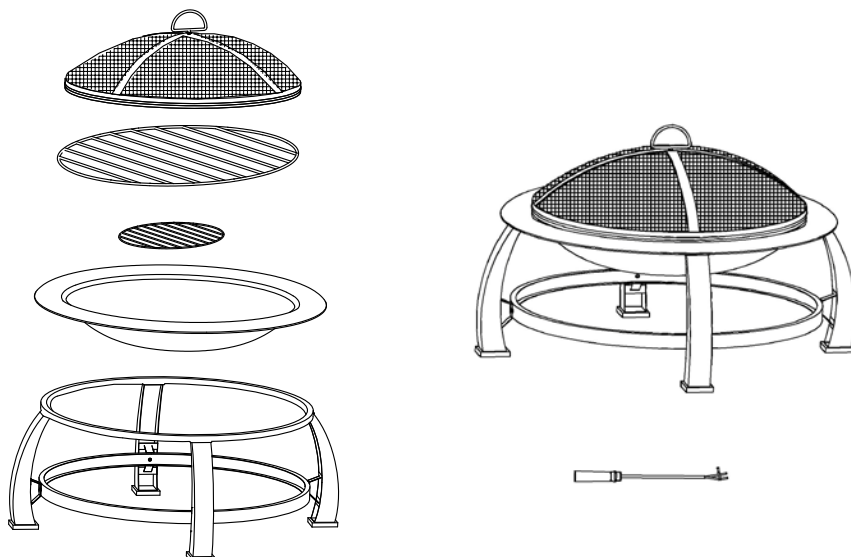
Step 2: Attach Legs (G) to Upper Ring (F) using M6 x 10mm Bolts (AA). Do not tighten the bolts until all of them are placed correctly.



Step 3: Attach Lower Ring (H) to Legs (G) using M6 x 10mm Bolts (AA), tighten all the hardware.



Step 4: Place Fire Bowl (E) on the assembled base, put Wood Grate (D), Cooking Grill (C) and Mesh Cover (B) on the fire bowl in order. Keep Poker (I) near the fire pit for use anytime. Now the fire pit is ready for use.



ONE-YEAR LIMITED WARRANTY

CUSTOMERS IN USA

For small parts please call 1-888-775-1330 for assistance. For damaged product, you may have to return to the retailer.

CUSTOMERS IN CANADA

Only return this product to the store if it was purchased within 90 days. If you have problems after 90 days of purchase, please CALL 1-888-775-1330. DATED PROOF OF PURCHASE REQUIRED FOR WARRANTY SERVICE.

AZ Patio Heater, LLC ("Vendor") warrants to the original retail purchaser of this heater to no other person, that if this heater is assembled and operated in accordance with the printed instructions accompanying it, then for a period of one year from the date of purchase, all parts in such heater shall be free from defects in manufacturing and workmanship. Vendor may require reasonable

proof of your date of purchase from an authorized retailer or distributor. Therefore, you should retain your sales slip or invoice. This limited Warranty shall be limited to the repair or replacement of parts, which prove defective under normal use and service and which the vendor shall determine in its reasonable discretion upon examination to be defective. Before returning any parts, you should contact Vendors customer service department using the contact information listed below. If Vendor confirms, after examination a defect covered by this limited warranty in any returned part, and if Vendor approves the claim, Vendor will replace such defective part without charge. If you return defective parts, Transportation charges must be prepaid by you. Vendor will return replacement parts to the original retail purchaser, Freight or postage prepaid.

The limited Warranty does not cover any failures or operating difficulties due to accident, abuse, misuse, alteration, misapplication, improper installation or improper maintenance or service by you or third party. The failure to perform normal and routine maintenance on the product, shipping, damage, abnormal adjustment to the burner, damage or repairs related to insects, birds, or animals of any kind, and damage due to weather conditions as set out in this owner's manual. In addition, the Limited Warranty does not cover damage to the finish such as scratches, dents, discoloration, rust or weather damage, after purchase. Please protect your investment.

The limited Warranty is in lieu of all other warranties offered by any retail company. Vendor disclaims all warranties for products that are purchased from sellers other than authorized retailers or distributors. AFTER THE PERIOD OF THE 1 YEAR WARRANTY, VENDOR DISCLAIMS ANY AND IMPLIED WARRANTIES, INCLUDING WITHOUT LIMITATION THE IMPLIED WARRANTIES OF MERCHANTABILITY AND FITNESS FOR A PARTICULAR PURPOSE. FURTHER, VENDOR SHALL HAVE NO LIABILITY WHATSOEVER TO PURCHASER OR ANY THIRD PARTY FOR ANY SPECIAL,

INDIRECT, PUNITIVE, INCIDENTAL, OR CONSEQUENTIAL DAMAGES. Vendor assumes no responsibility for any defects caused by third parties. This limited warranty gives the purchaser specific legal rights; a purchaser may have other rights depending upon where he or she lives. Some jurisdictions do not allow the exclusion or limitation of special, incidental or consequential damages, or limitations on how long a warranty lasts, so the above exclusion and limitations may not apply to you.

Vendor does not authorize any person or company to assume for it any other obligation or liability in connection with the sale, installation, use, removal, return, or replacement of its equipment, and no such representations are binding on vendor.

For warranty service, please contact warranty@azpatioheaters.com or call us toll free at 888-775-1330.

Distributed by:

AZ Patio Heaters, LLC

Toll Free Number **1-888-775-1330**

Sales Service and Repair



www.azpatioheaters.com